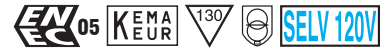


**Direct current electronic drivers with DIP-SWITCH**  
**Alimentatori elettronici in corrente continua con DIP-SWITCH**

Made in Italy 

constant  
**CURRENT**



**RIPPLE FREE**



Accessories not supplied - Accessori non a corredo		
Article - Articolo	L (length)	Code - Codice
6-pin cable for LED and AUX Cavo 6 poli per LED e AUX	50 cm / 19,68"	425720017



**Rated Voltage**  
**Tensione Nominale**

110 ÷ 127 V <sup>(2)</sup>  
220 ÷ 240 V

**Frequency**  
**Frequenza**

50/60 Hz

**AC Operation range**  
**Tensione di utilizzo AC**

99 ÷ 264 V

**DC Operation range**  
**Tensione di utilizzo DC**

(see page info15)  
DC 176 ÷ 280 V

**Power**  
**Potenza**

1 ÷ 60 W

**Output current ripple**

≤ 3% <sup>(1)</sup>

**Standards compliance**

EN 50172 (VDE 0108)  
EN 55015  
EN 61000-3-2  
EN 61000-3-3  
EN 61347-1  
EN 61347-2-13  
EN 61547  
UL 1310  
UL 8750  
VDE 0710-T14

**Max. pcs for CB B16A**

(see page info17)  
15 pcs

**In rush current**

20A 400µsec

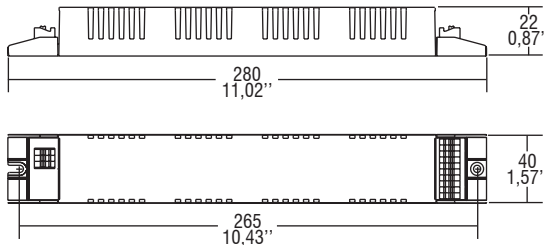
Article Articolo	Code Codice	P out W	V out DC <sup>(1)</sup>	I out DC	U out V	ta °C	tc °C	λ max. Power Factor	η max. Efficiency <sup>(1)</sup>
<b>MP 60 SLIM</b>	122211	25 (25 <sup>(2)</sup> )	2...74 V	350 mA cost.	90	-25...+45	80 75 <sup>(2)</sup>	0,98	> 91
		35 (35 <sup>(2)</sup> )	2...72 V	500 mA cost.					
		39 (39 <sup>(2)</sup> )	2...72 V	550 mA cost.					
		50 (50 <sup>(2)</sup> )	2...71 V	700 mA cost.					
		60 (50 <sup>(2)</sup> )	2...71 V	850 mA cost.					
		60 (50 <sup>(2)</sup> )	2...66 V	900 mA cost.					
		60 (50 <sup>(2)</sup> )	2...57 V	1,05 A cost.					
58Vout voltage limit settable with Dip-Switch - Poutmax=60W									

<sup>(1)</sup> Referred to V<sub>m</sub> = 230 V, 100% load - Riferito a V<sub>m</sub> = 230 V, carico 100%



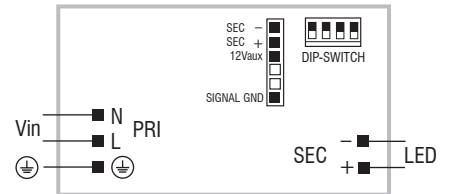
Weight - Peso gr. 195 / 6,9 oz.  
Pcs - Pezzi 70

Compatible with ZHAGA (BL2/ZS5 H5D/ ZS5 H7D)



**Wiring diagram - Schema di collegamento**

(Max. LED distance on page info8 - Massima distanza LED a pagina info8)



**Features**

- Multipower driver supplied with dip-switch for the selection of the output current.
- Driver for built-in use.
- Active Power Factor Corrector.
- Auxiliary output 12 V max. 100 mA.
- It can be used for lighting equipment in protection class I.
- Current regulation ±5 % including temperature variations.
- Input and output terminal blocks on the opposite sides (wire cross-section up to 1,5 - 2,5 mm<sup>2</sup> / AWG15 - AWG13).
- Driver can be secured with slot for screws.
- Protections:
  - against overheating and short circuits;
  - against mains voltage spikes;
  - against overloads.
- Thermal protection = C.5.a.

**Caratteristiche**

- Alimentatore multipotenza fornito di dip-switch per la selezione della corrente in uscita.
- Alimentatore da incorporare.
- PFC attivo.
- Uscita ausiliare 12 V max. 100 mA.
- Utilizzabile per apparecchi di illuminazione in classe di protezione I.
- Corrente regolata ±5 % incluse variazioni di temperatura.
- Morsetti di entrata e uscita contrapposti (sezione cavo fino a 1,5 - 2,5 mm<sup>2</sup> / AWG15 - AWG13).
- Fissaggio dell'alimentatore tramite asole per viti.
- Protezioni:
  - termica e cortocircuito;
  - contro le extra-tensioni di rete;
  - contro i sovraccarichi.
- Protezione termica = C.5.a.



Multipower DIP-SWITCH drivers - Linear case  
Alimentatori multipotenza con DIP-SWITCH - Formato lineare

2.2